
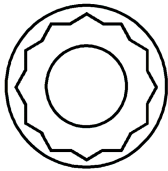
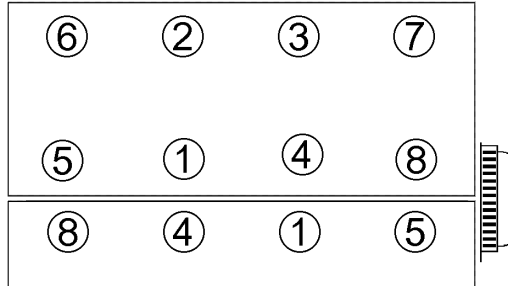


|                                                  |                                                         |                                                                                                   |
|--------------------------------------------------|---------------------------------------------------------|---------------------------------------------------------------------------------------------------|
| <b>Anziehvorschrift für Zylinderkopf</b>         | <b>594.160</b>                                          | <br>Das Original |
| <b>Tightening Instructions for Cylinder Head</b> |                                                         |                                                                                                   |
| <b>Instructions de serrage pour culasse</b>      |                                                         |                                                                                                   |
| <b>Prescripciones de apriete para culatas</b>    |                                                         |                                                                                                   |
|                                                  | passend für / suitable for<br>adaptable à / adaptable a | <b>Hyundai / Kia</b>                                                                              |

Schraubenkopf / Head shape      Anziehreihenfolge/Tightening sequence/Ordre de serrage/Orden de apriete  
Tête de vis / Cabeza de tornillo



703.140  
M11x147x1,5



Anziehen/ \* 25 Nm  
Tightening/ ➤ 60°  
Serrage/ ➤ 45°  
Apriete

Zeichenerklärung / Explanations / Explication / Explicacion

|   |                                             |                              |                                |                                       |
|---|---------------------------------------------|------------------------------|--------------------------------|---------------------------------------|
| * | neue Zylinderkopfschrauben verwenden        | use new cylinder head bolts  | utiliser des vis neuves        | emplar tornillos nuevos               |
| ★ | Warmlauf (80°C)                             | warm up time (80°C)          | chauffage (80°C)               | calentamiento (80°C)                  |
| □ | Schrauben einzeln lösen und wieder anziehen | loosen and tighten each bolt | deserrer et serrer vis par vis | aflojar y apretar tornillo a tornillo |
| ● | Setzzeit                                    | relaxation time              | durée de tassement             | tiempo de espera                      |
| ➤ | Drehwinkel                                  | torque angle                 | angle de serrage               | ángulo de giro                        |

**Motortyp / Engine type / Type de moteur / Tipo de motor**

Mot.: G6BA-G  
2,7 Ltr. V6 Delta

mounting position: right  
Ø: 88,5mm /  $\frac{\pi}{4}$ : 0,35mm

Hyundai Coupe, Santa Fe, Trajet,  
Sonata, Tucson, Kia Sportage

ElringKlinger AG, Max-Eyth-Str.2  
72581 Dettingen / Erms. Tel. 07123/724 601

**\*594.160\***